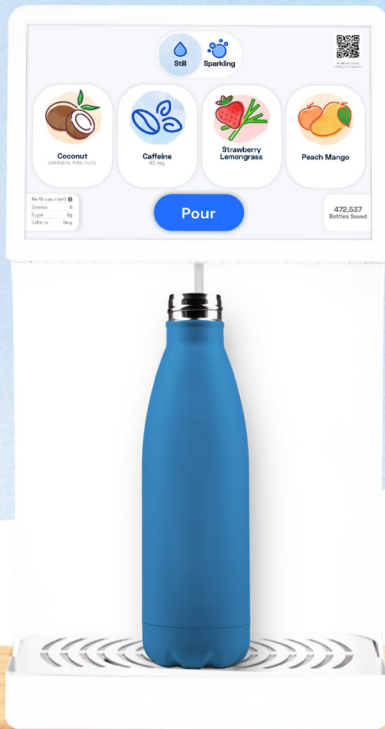
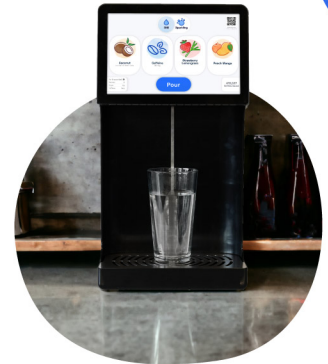





The Countertop water dispenser

Description

A sleek design, with the plumbing hidden in your cabinets.” with “An innovative design with the plumbing hidden in your cabinets. Available in classic white and sleek black.



Standard Features

Customize your drink - Our 10” touchscreen enables an intuitive and easy way to customize your drink. Choose still or sparkling, slide a button to boost the flavor strength, and mix up to 3 selections into your beverage at a time. We recommend a configuration of 3 flavors and 1 enhancement.

Refill station - All bottles within 10” height fit easily into the dispenser area. With our single nozzle design, filling up is clean and easy.

Touchless dispensing - Control your bottleless water dispenser from your phone—no app or configuration required. It’s like magic.

The Well - Let us do the work. Real-time remote monitoring of flavors and CO2 ensures the bubbles, and the fun, never stop.

Track your impact - A real-time counter shows the number of bottles and cans you’re saving, so you can see how you’re helping the environment.

Nothing to see here - Nearly all the plumbing and hardware are hidden in the cabinets underneath.

Water and flavor options - Still and sparkling filtered water. Mix up to 3 selections (i.e. 3 flavors or 2 flavors and 1 enhancement) into your beverage at a time.

Dimensions - 18.5” (h) x 10” (w) x 11” (d)

Pre-Install Requirements: To be completed PRIOR to installation

Plumbing

- Dedicated $\frac{3}{8}$ " plumbing line, rated for a minimum of 145 psi
- Minimum supply pressure of 50 psi and 5 liters per minute flow rate

Electrical

- 110-120 VAC, 60 Hz, 9A max current draw
- GFCI protected 3 prong outlet

Space

- 4" diameter hole in the counter, directly over the placement of chiller/carbonator
- Center of the hole must be more than 5" away from the wall to allow heat to vent

Internet connection

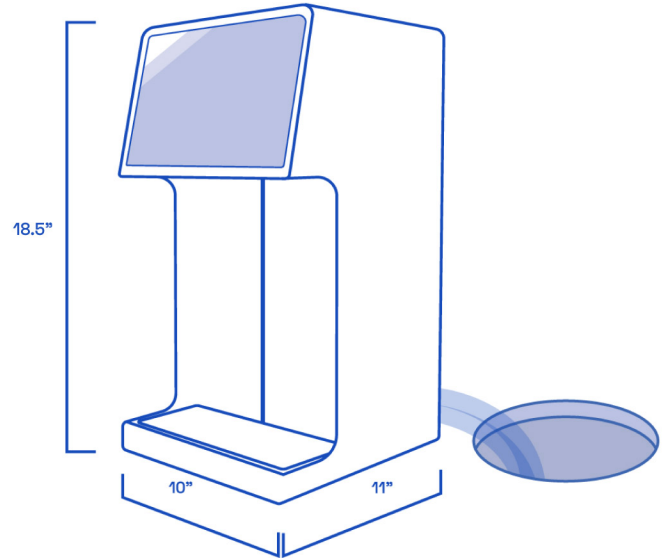
- Wireless or Ethernet connection is required to enable the smart functions of the Bevi machine

We recommend at least two cabinets

- Cabinet 1: 28" tall, 16" wide, and 24" deep
- Cabinet 2: 28" tall, 18" wide, and 24" deep

Hole in counter

- A 4" diameter hole must be drilled through the top of the counter to allow routing of beverage tubing lines



Bevi Countertop Certifications

Electrical Safety	UL 1951- Standard for Safety Electrical Plumbing Accessories UL 399 - Standard for Drinking-Water Coolers CSA C22.2 - Refrigeration Equipment
Sanitation	NSF/ANSI 18

Any Questions? Contact support@bevi.co

bevi[®]
hydrate happy™